




4

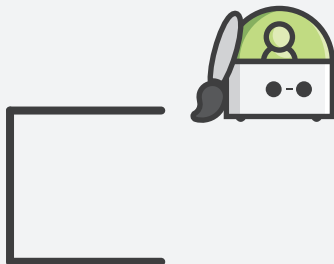


4



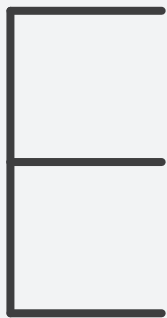


3





A Scratch-style code editor interface with a light beige background. It contains two rows of code blocks. The first row consists of five blocks: a dark green 'Repeat' block with a play icon and the number '3' in a blue box below it; a light green 'Move Up' block; a light green 'Move Right' block with three dots; a dark green 'Repeat' block with a square icon and the number '3' in a blue box below it; and a light green 'Move Right' block with three dots. The second row consists of four blocks: a dark green 'Repeat' block with a play icon and the number '3' in a blue box below it; a light green 'Move Up' block; a light green 'Move Right' block with three dots; and a dark green 'Repeat' block with a square icon. Below the code blocks are five small grey dots, one under each column of the first row.






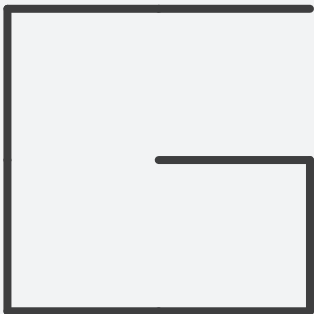
3



2




2 2







A coding workspace with a grid of colored blocks. The top row contains six blocks: a dark green block with a circular arrow icon and a blue box with the number '3' below it; a light green block with an upward arrow icon; a light green block with a leftward arrow icon and three dots; a dark green block with a circular arrow icon and a square in the center; a light green block with a leftward arrow icon and three dots; and a light green block with an upward arrow icon and a blue box with the number '2' below it. The second row contains four light green blocks with upward, rightward, upward, and leftward arrow icons, followed by two empty light green blocks. Below the grid are two rows of six light gray dots each, serving as a drawing area.



A 5x5 grid workspace for drawing with blocks. The top row contains five green blocks: an up arrow, a down arrow, a right arrow with three dots, an up arrow, and a right arrow with three dots. Below the first up arrow is a blue block with the number '2'. Below the second up arrow is another blue block with the number '2'. The second row contains two green blocks: an up arrow and a down arrow. Below the down arrow is a blue block with the number '2'. The rest of the grid is empty with small grey dots at the intersections.




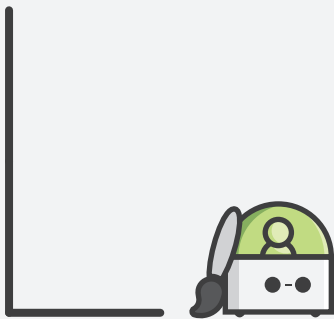



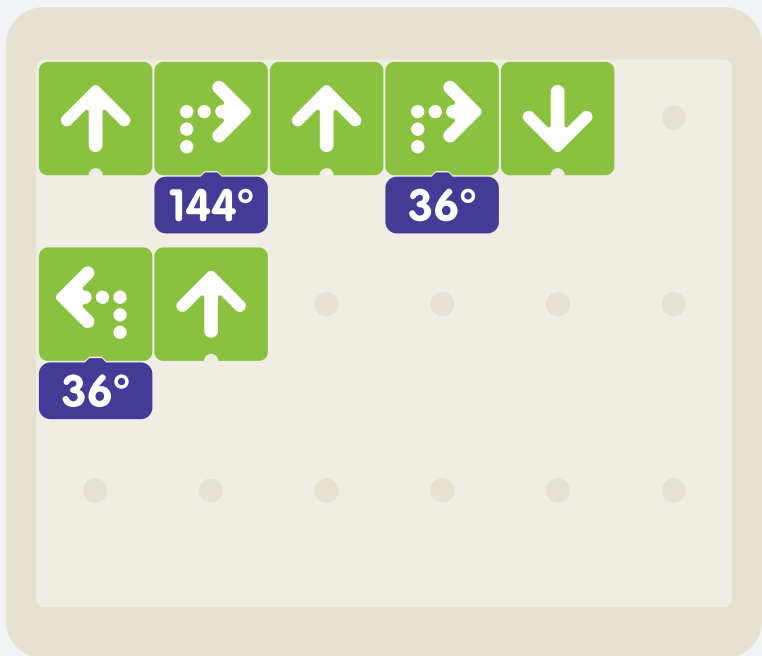
120°

60°

60°








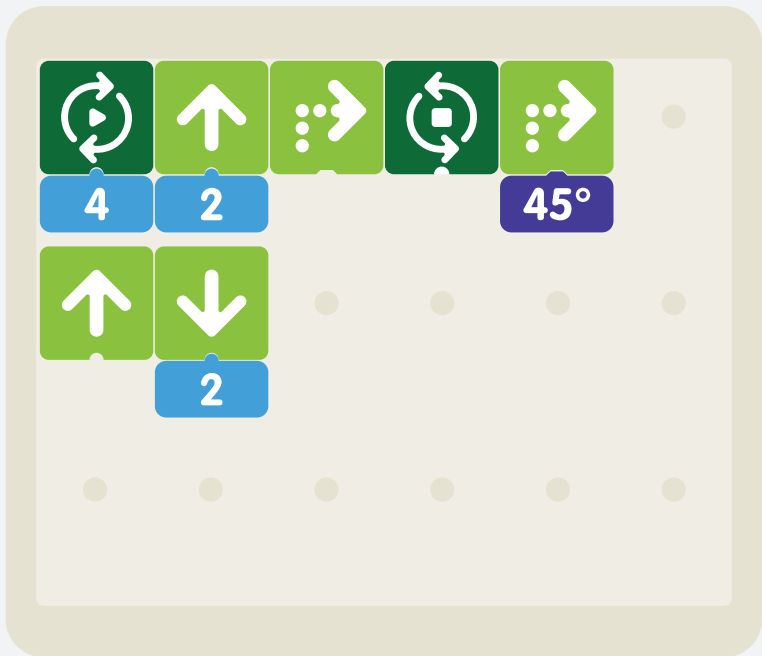











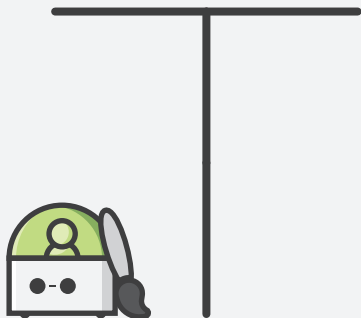




A workspace for drawing with blocks. The top row contains six green blocks: up, left, up, left, left, up. The second and sixth blocks have a blue '2' below them. The bottom row contains five green blocks: right, up, left, down, down, followed by a grey dot. Below the workspace are six grey dots.



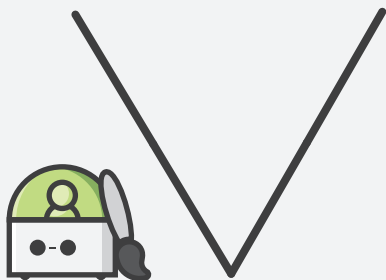
A 6x3 grid workspace for drawing letters. The top row contains four green blocks with icons: an upward arrow, a downward arrow, a rightward arrow with three dots, and another upward arrow. Below the first and fourth green blocks are blue blocks with the numbers '2' and '3' respectively. The rest of the grid is empty with light gray dots.



A sequence of five green square blocks. The first, third, and fifth blocks contain a white upward arrow icon. The second and fourth blocks contain a white leftward arrow icon with three dots to its right. Below the first and fifth blocks are blue rounded rectangles containing the white number '2'. Below the entire sequence is a grid of 10 small grey dots arranged in two rows of five.



A large yellow workspace with a 3x5 grid of dots. The top row contains three colored blocks: a green block with an upward arrow and a blue block with the number '2'; a green block with a rightward arrow and three dots above it, and a blue block with '36°'; and a green block with a downward arrow and a blue block with the number '2'. The remaining grid cells are empty.



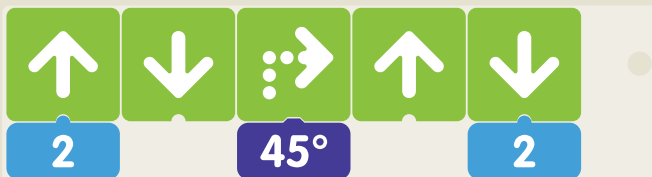
A grid of coding blocks on a light beige background. The blocks are arranged as follows:

- Row 1: Five green blocks. The first is an upward arrow with a blue block '2' below it. The second is a leftward arrow with three dots below it and a dark blue block '150°' below it. The third is an upward arrow. The fourth is a leftward arrow with three dots below it and a dark blue block '30°' below it. The fifth is a downward arrow.
- Row 2: Two green blocks. The first is a rightward arrow with three dots below it and a dark blue block '30°' below it. The second is an upward arrow with a blue block '2' below it.

There are small grey dots in the grid, indicating the path of the drawing process.









60°

30°



