

matatalab **EDU**

Activity Cards

Artist Add-on Pack



10
CARDS

Matatalab Activity Cards–Artist Add-on Pack Table of Contents

Number	Concept	Activity Name	Cross-Curricular
1	Sequence	Zodiac Constellations	Art
2	Loops	Matatalab Ice Cream Shop	Art
3	Loops	Matatalab Class Tree	Art
4	Loops	Christmas Tree	Art
5	Loops	Pinwheel	Art
6	Loops	Large and Small	Art
7	Loops	Lake Full of Fish	Art
8	Loops	Pyramid	Art
9	Loops	Sailor MatataBot	Art
10	Loops	Space Painting	Art

Note:

There are 10 activity cards in this pack. These 10 cards need to be used with the 40 Matatalab Coding Set activity cards together.

Coding Set

Artist Add-on



Zodiac Constellations

Coding Set

Artist Add-on

1

Introduce the Number and Angle blocks and show students how to use them together. (Angle blocks can be only placed under Turn left and right blocks)

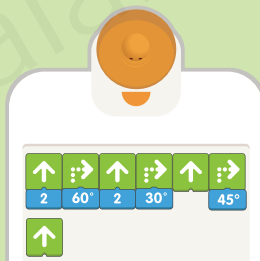


2

Use Motion, Number and Angle blocks to draw one of the zodiac constellations. (The drawing does not need to be exactly the same as the zodiac constellation.)


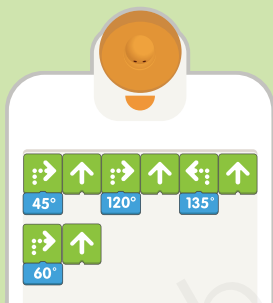


Aries



3

Ask students to program MatataBot to create their own constellation vectors on a big white paper. (one example is shown below.)



4

Use color pens to decorate this painting.

Coding Set

Artist Add-on



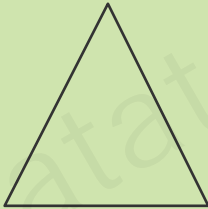
Matatalab Ice Cream Shop

1

Introduce the triangle drawing program.

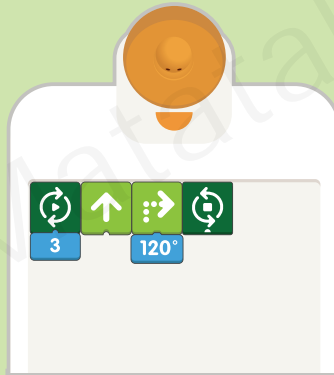
Coding Set

Artist Add-on



2

Ask students to use Loop and Number blocks to simplify this program and place the simplified program on the control board to program MatataBot to draw a triangle.



3

Use colored pens to decorate the triangle as an ice cream with a cone.

